

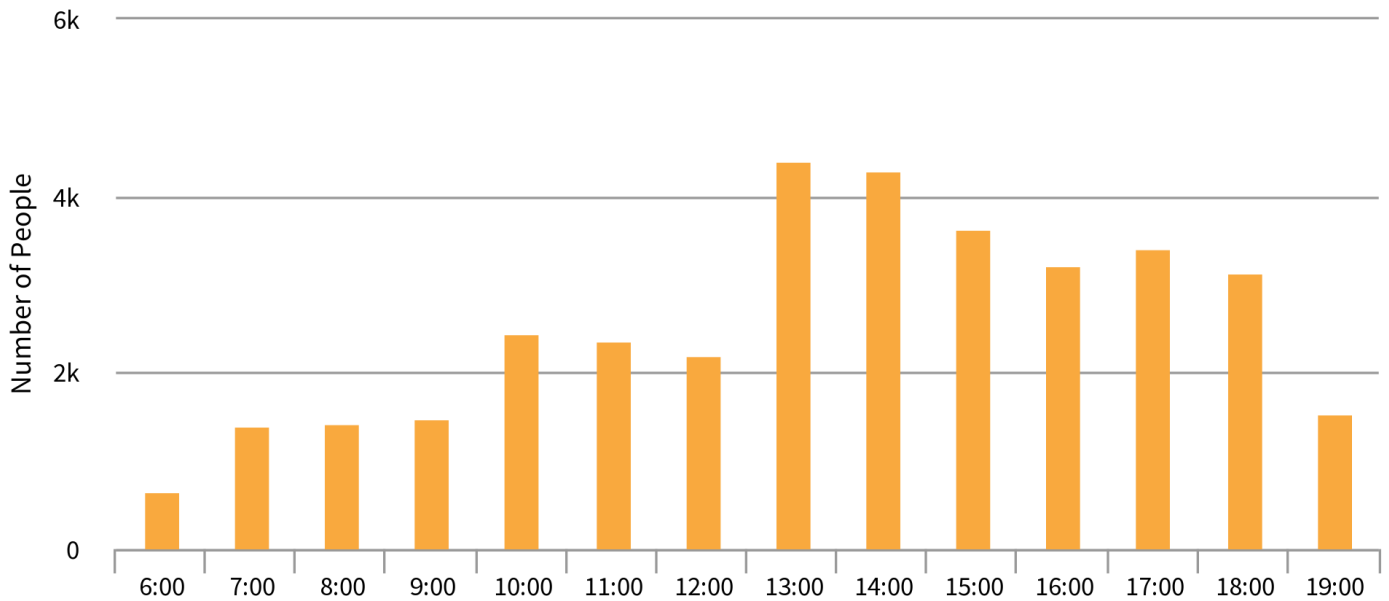
# Daily Report

## Daily Report Example A

Nov 15, 2017

>1=A1: /E

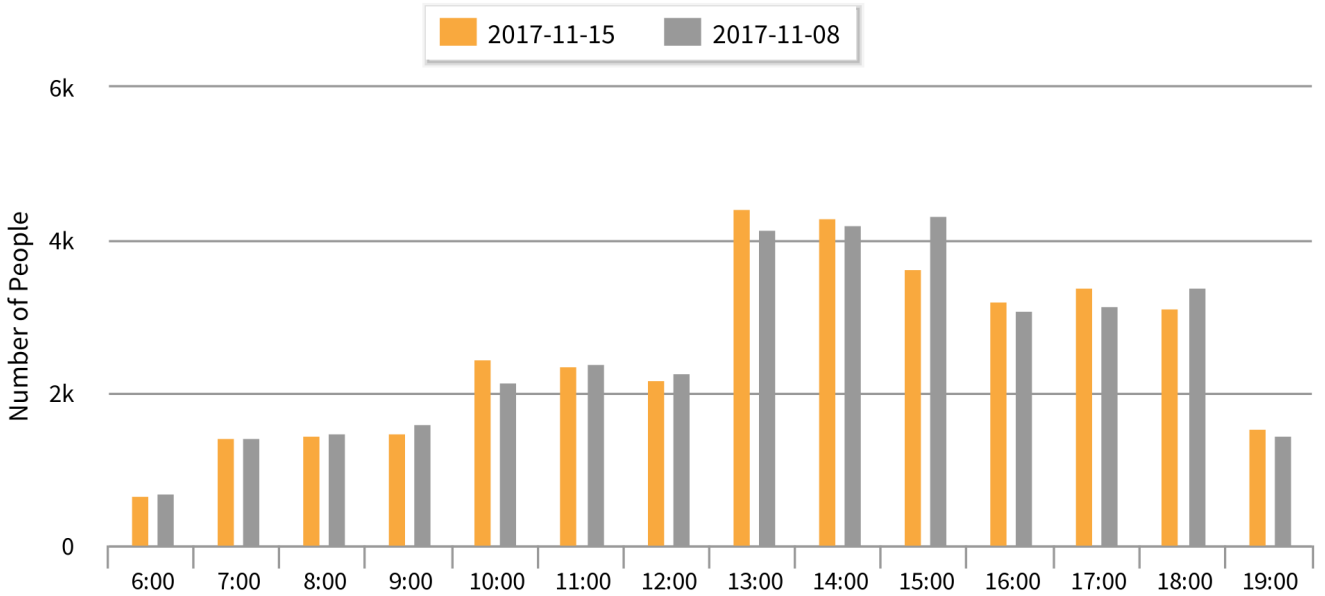
### Frequency : Location Vienna



| Hour         | Frequency     | %           | Weather        | °C |
|--------------|---------------|-------------|----------------|----|
| 6:00         | 670           | 1,88%       | ☀ sky is clear | 0  |
| 7:00         | 1 415         | 3,96%       | ☁ mist         | 0  |
| 8:00         | 1 443         | 4,04%       | ☁ mist         | 0  |
| 9:00         | 1 486         | 4,16%       | ☁ mist         | 2  |
| 10:00        | 2 449         | 6,86%       | ☀ sky is clear | 3  |
| 11:00        | 2 369         | 6,64%       | ☀ sky is clear | 4  |
| 12:00        | 2 194         | 6,15%       | ☀ sky is clear | 6  |
| 13:00        | 4 417         | 12,37%      | ☀ sky is clear | 7  |
| 14:00        | 4 304         | 12,06%      | ☀ sky is clear | 7  |
| 15:00        | 3 636         | 10,19%      | ☀ sky is clear | 7  |
| 16:00        | 3 224         | 9,03%       | ☀ sky is clear | 6  |
| 17:00        | 3 405         | 9,54%       | ☀ sky is clear | 4  |
| 18:00        | 3 136         | 8,79%       | ☀ sky is clear | 2  |
| 19:00        | 1 546         | 4,33%       | ☀ sky is clear | 1  |
| <b>Total</b> | <b>35 694</b> | <b>100%</b> | ☀ Clear        | 2  |

| Sensor          | Frequency     | %           |
|-----------------|---------------|-------------|
| iCAT Tripwire 2 | 17 860        | 50,04%      |
| iCAT Tripwire 3 | 17 834        | 49,96%      |
| <b>Total</b>    | <b>35 694</b> | <b>100%</b> |

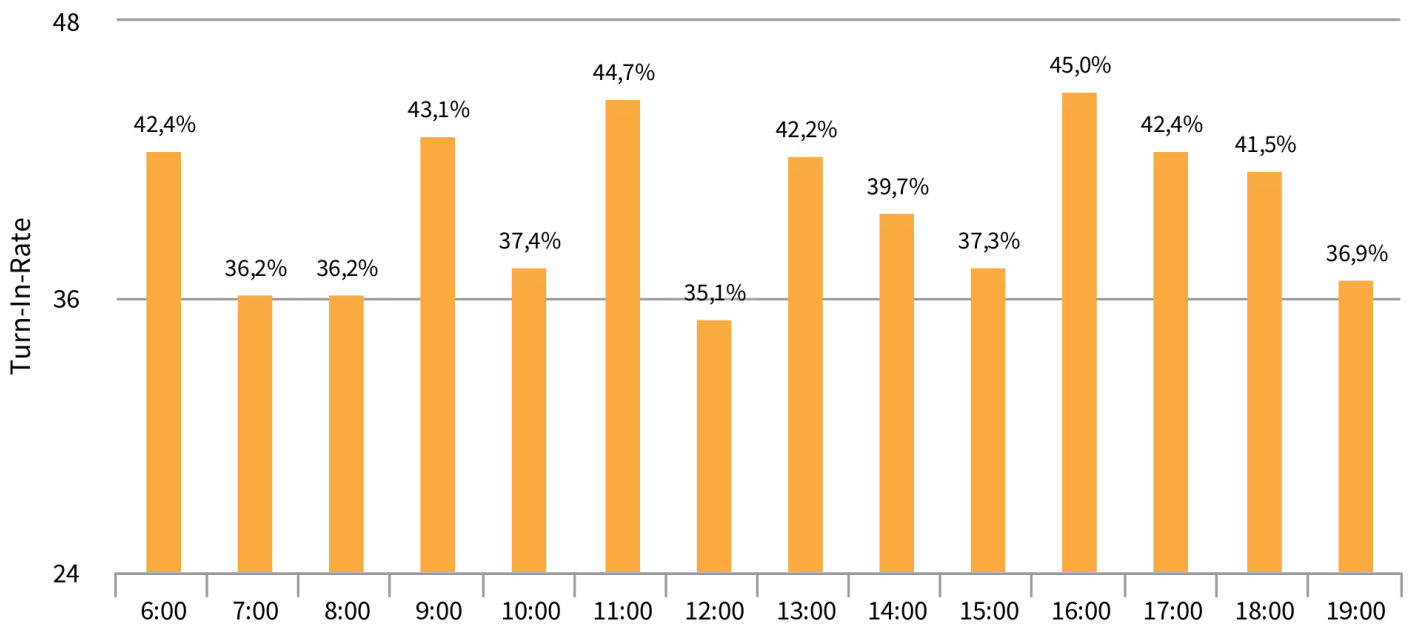
### Period Comparison



| Date         | Frequency | Difference |
|--------------|-----------|------------|
| Nov 15, 2017 | 35 694    | 0%         |
| Nov 8, 2017  | 35 821    | 0,36%      |

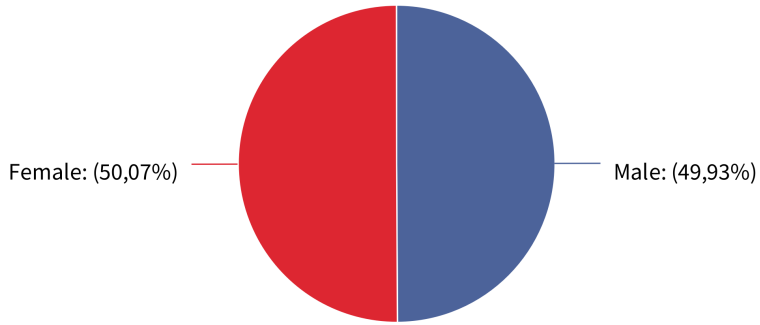
### Sights (Turn-In-Rate)

#### Sights (Turn-In-Rate) : Location Vienna

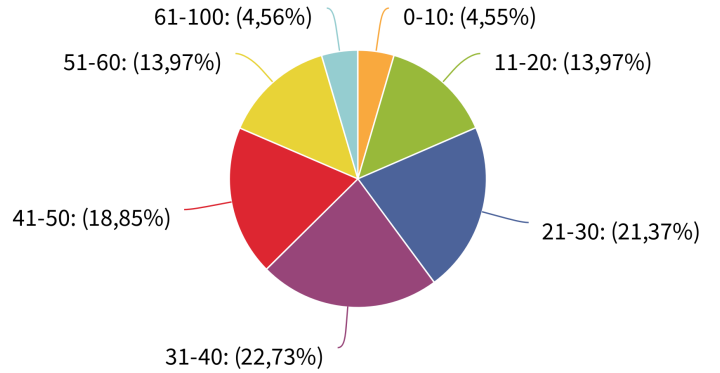


# Age & Gender

**Gender Segmentation: 2017-11-15**

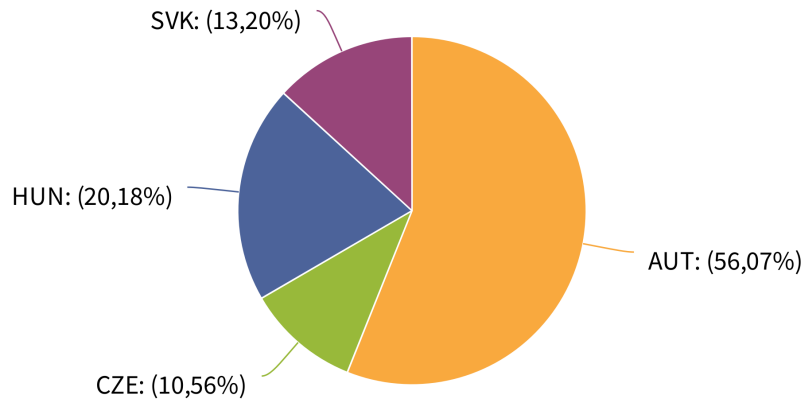


**Age Segmentation: 2017-11-15**



# Cars

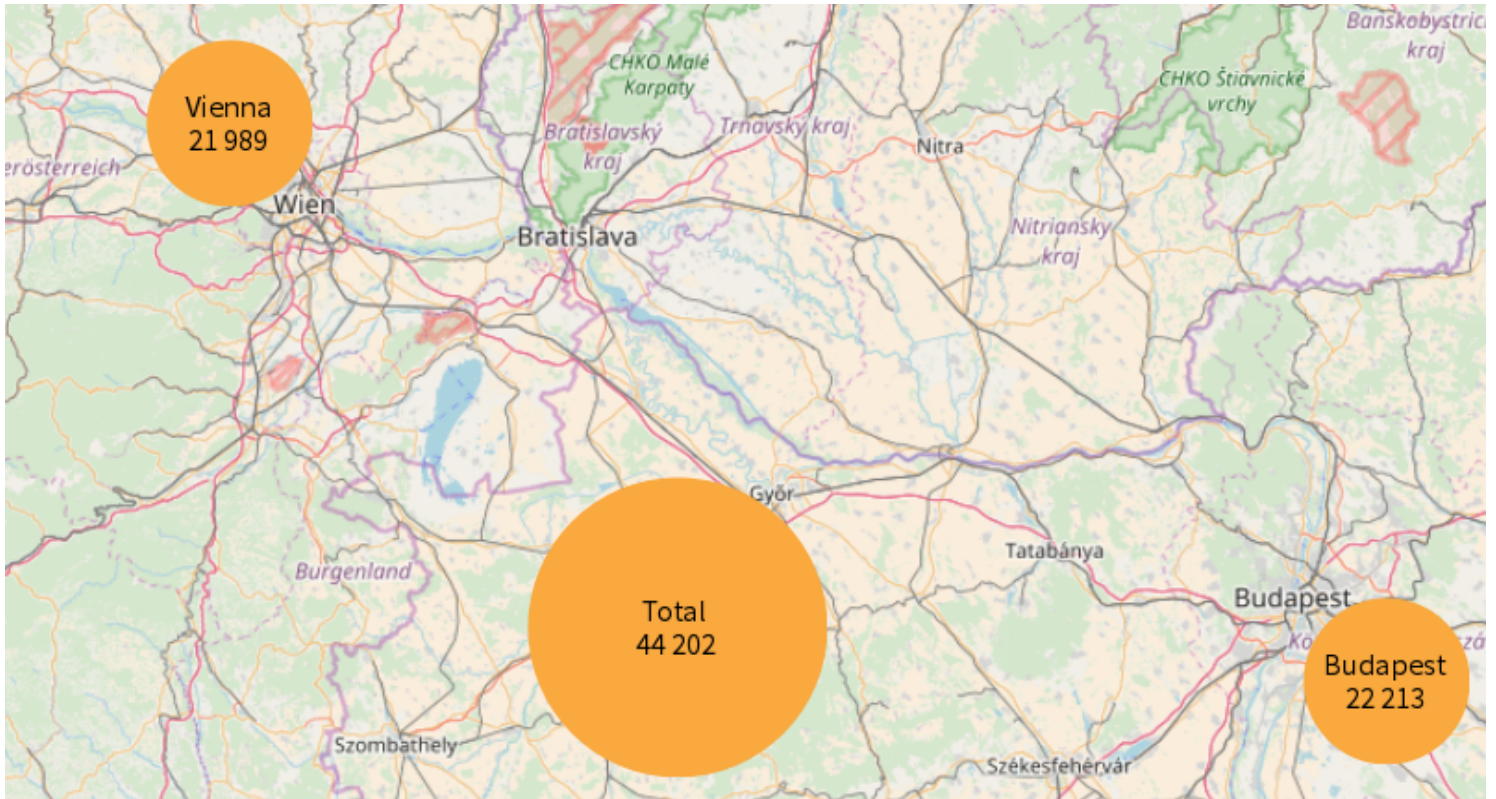
**Cars by Country: 2017-11-15**



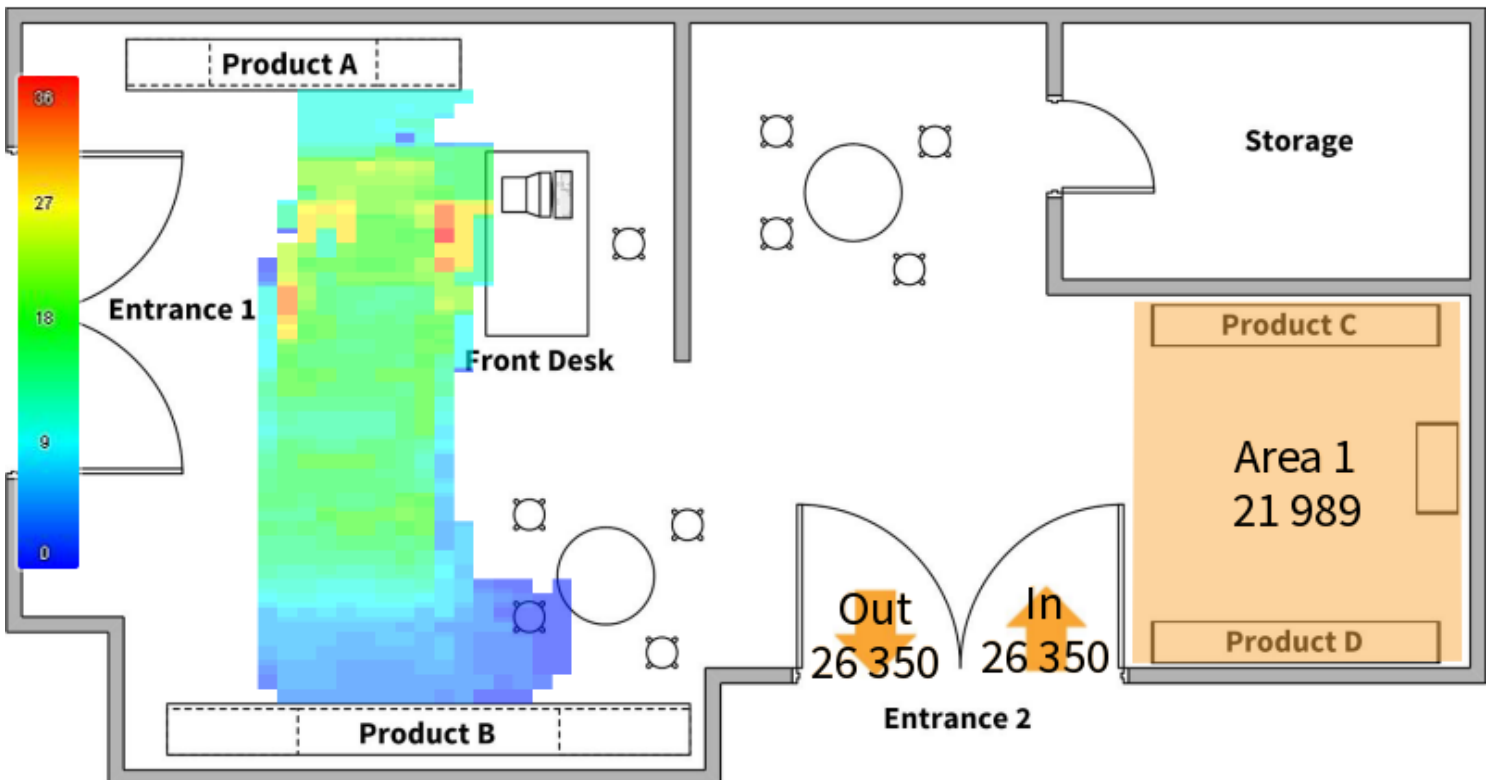
| Country      | Cars          | %           |
|--------------|---------------|-------------|
| AUT          | 10 835        | 56,07%      |
| CZE          | 2 040         | 10,56%      |
| HUN          | 3 900         | 20,18%      |
| SVK          | 2 550         | 13,2%       |
| <b>Total</b> | <b>19 325</b> | <b>100%</b> |

# Maps

# Frequency Comparison VIE-BUD



# Shop



# Comments

2017-11-13 - 2017-11-18 : Special Sale: 25% Off